



**DOWNHILL 3**  
Vallnord (AND) - 16.05.2009

**Results**

**Qualifying Round**

**Men**

| Rank | Race Nr | UCI Code    | NAME / First Name        | Team | Speed  | Split 1 | Split 2 | Finish         | Gap    | Pts  |
|------|---------|-------------|--------------------------|------|--------|---------|---------|----------------|--------|------|
| 1    | 4       | AUS19850721 | HILL Samuel              | MER  | 54.214 | 44.15   | 1:52.01 | <b>2:26.45</b> |        | 50 Q |
| 2    | 5       | GBR19850226 | ATHERTON Gee             | ANC  | 50.505 | 45.62   | 1:52.88 | <b>2:26.83</b> | +00.38 | 40 Q |
| 3    | 1       | GBR19740617 | PEAT Steve               | SCB  | 50.623 | 45.77   | 1:53.73 | <b>2:28.38</b> | +01.93 | 30 Q |
| 4    | 3       | RSA19811113 | MINNAAR Greg             | SCB  | 49.691 | 46.05   | 1:53.72 | <b>2:28.76</b> | +02.31 | 25 Q |
| 5    | 24      | SUI19870917 | BEER Nick                | STT  | 51.995 | 45.41   | 1:53.99 | <b>2:29.36</b> | +02.91 | 22 Q |
| 6    | 10      | FRA19791011 | PASCAL Mickael           | MSC  | 52.564 | 45.73   | 1:54.35 | <b>2:29.48</b> | +03.03 | 20 Q |
| 7    | 16      | CAN19891125 | SMITH Steve              | MSE  | 51.315 | 45.98   | 1:55.76 | <b>2:29.94</b> | +03.49 | 18 Q |
| 8    | 8       | RSA19840805 | NEETHLING Andrew         | TRK  | 52.278 | 45.96   | 1:54.30 | <b>2:30.09</b> | +03.64 | 17 Q |
| 9    | 7       | NZL19841020 | LEOV Justin              | TRK  | 51.102 | 45.94   | 1:55.34 | <b>2:30.56</b> | +04.11 | 16 Q |
| 10   | 68      | AUS19780301 | KOVARIK Chris            | CRC  | 52.532 | 45.47   | 1:55.23 | <b>2:30.78</b> | +04.33 | 15 Q |
| 11   | 42      | FIN19840419 | LEHIKOINEN Matti         | MSE  | 53.179 | 46.06   | 1:54.94 | <b>2:31.07</b> | +04.62 | 14 Q |
| 12   | 11      | NZL19881028 | BLENKINSOP Samuel        | YET  | 52.469 | 46.00   | 1:55.58 | <b>2:31.19</b> | +04.74 | 13 Q |
| 13   | 12      | FRA19840107 | CAMELLINI Julien         | CRC  | 53.775 | 45.02   | 1:55.74 | <b>2:32.06</b> | +05.61 | 12 Q |
| 14   | 6       | GBR19880110 | FAIRCLOUGH Brendan       | MER  | 52.789 | 45.82   | 1:56.29 | <b>2:32.10</b> | +05.65 | 11 Q |
| 15   | 25      | AUS19890725 | DELFS Mitchell           | KMT  | 50.832 | 47.24   | 1:57.42 | <b>2:32.17</b> | +05.72 | 10 Q |
| 16   | 9       | GBR19840925 | BEAUMONT Marc            | GTB  | 52.246 | 46.95   | 1:57.01 | <b>2:32.23</b> | +05.78 | 9 Q  |
| 17   | 20      | ESP19790210 | VAZQUEZ LOPEZ David      | LSS  | 50.037 | 45.84   | 1:55.53 | <b>2:32.36</b> | +05.91 | 8 Q  |
| 18   | 2       | AUS19831121 | HANNAH Michael           | GTB  | 51.745 | 47.23   | 1:57.20 | <b>2:32.57</b> | +06.12 | 7 Q  |
| 19   | 23      | SVK19820410 | POLC Filip               | MSE  | 50.952 | 47.37   | 1:57.00 | <b>2:32.58</b> | +06.13 | 6 Q  |
| 20   | 29      | GBR19900323 | BRYCELAND Josh           | SCB  | 50.952 | 46.56   | 1:56.79 | <b>2:32.77</b> | +06.32 | 5 Q  |
| 21   | 75      | FRA19840612 | PEDEMANAUD Fabien        | STT  | 51.622 | 46.41   | 1:56.83 | <b>2:32.82</b> | +06.37 | Q    |
| 22   | 34      | GBR19850716 | STANBRIDGE Dan           |      | 51.622 | 46.24   | 1:56.23 | <b>2:32.95</b> | +06.50 | Q    |
| 23   | 57      | AUS19810622 | RANDO Jared              | GMT  | 52.822 | 46.18   | 1:56.88 | <b>2:33.59</b> | +07.14 | Q    |
| 24   | 64      | IRL19860324 | REID Ben                 | JRR  | 49.042 | 47.42   | 1:57.63 | <b>2:33.80</b> | +07.35 | Q    |
| 25   | 55      | GBR19900704 | SMITH Joseph             | KON  | 49.210 | 46.80   | 1:56.97 | <b>2:33.91</b> | +07.46 | Q    |
| 26   | 13      | FRA19880422 | GIORDANENGO Aurélien     |      | 51.591 | 46.47   | 1:56.65 | <b>2:33.93</b> | +07.48 | Q    |
| 27   | 14      | USA19861029 | RIFFLE Duncan            | DRR  | 51.042 | 46.80   | 1:57.01 | <b>2:34.00</b> | +07.55 | Q    |
| 28   | 37      | USA19870404 | STRAIT Kyle              | STA  | 50.299 | 47.54   | 1:57.49 | <b>2:34.33</b> | +07.88 | Q    |
| 29   | 21      | NZL19880203 | COLE Cameron             | TMR  | 51.468 | 47.00   | 1:57.80 | <b>2:34.36</b> | +07.91 | Q    |
| 30   | 72      | GBR19870520 | SIMMONDS Matthew         | CRC  | 48.248 | 46.62   | 1:57.51 | <b>2:34.43</b> | +07.98 | Q    |
| 31   | 15      | AUS19821216 | GRAVES Jared             | YET  | 54.764 | 46.44   | 1:56.76 | <b>2:34.49</b> | +08.04 | Q    |
| 32   | 51      | FRA19860809 | KURTZ Cyrille            | SRS  | 51.839 | 47.55   | 1:58.85 | <b>2:34.56</b> | +08.11 | Q    |
| 33   | 26      | FRA19860814 | COUSINIE Fabien          |      | 50.475 | 47.08   | 1:58.10 | <b>2:34.66</b> | +08.21 | Q    |
| 34   | 31      | FRA19850428 | SPAGNOLO Damien          | SUB  | 49.238 | 47.25   | 1:58.59 | <b>2:34.85</b> | +08.40 | Q    |
| 35   | 38      | GBR19910920 | HART Danny °             | LSS  | 51.776 | 47.37   | 1:58.37 | <b>2:34.98</b> | +08.53 | Q    |
| 35   | 82      | AUS19821209 | ATKINSON Bryn            |      | 49.266 | 47.36   | 1:58.40 | <b>2:34.98</b> | +08.53 | Q    |
| 37   | 54      | FRA19890421 | BIGONI Joris             |      | 48.683 | 47.48   | 1:58.32 | <b>2:35.17</b> | +08.72 | Q    |
| 38   | 59      | NZL19790430 | RANKIN Nathan            | IKP  | 49.182 | 46.65   | 1:58.18 | <b>2:35.28</b> | +08.83 | Q    |
| 39   | 89      | USA19791121 | KEENE Curtis             |      | -      | -       | -       | <b>2:35.33</b> | +08.88 | Q    |
| 40   | 95      | ESP19900103 | FERREIRO PAJUELO Antonio | XMS  | 48.820 | 46.86   | 1:58.71 | <b>2:35.34</b> | +08.89 | Q    |

° = Junior

DNF = Did Not Finish - DNS = Did Not Start - DSQ = Disqualified - Q = Qualified

16.05.2009 - 15:14 > 187 competitors

<http://www.uci.ch>

Page 1/5

Finish Judge  
**ZAMARRON Juan Manuel**

UCI President of the Commissaires' panel  
**ARANZABAL José Miguel**





**DOWNHILL 3**  
**Vallnord (AND) - 16.05.2009**

**Results**

**Qualifying Round**

**Men**

| Rank | Race Nr | UCI Code    | NAME / First Name      | Team | Speed  | Split 1 | Split 2 | Finish         | Gap    | Pts |
|------|---------|-------------|------------------------|------|--------|---------|---------|----------------|--------|-----|
| 41   | 94      | GBR19880611 | BARNES Joe             |      | 48.959 | 47.54   | 1:59.22 | <b>2:35.62</b> | +09.17 | Q   |
| 42   | 28      | FRA19841030 | RUFFIN Thibaut         |      | 48.931 | 47.33   | 1:58.77 | <b>2:35.71</b> | +09.26 | Q   |
| 42   | 52      | USA19850827 | WARREN Cody            | STA  | 55.826 | 46.05   | 1:58.44 | <b>2:35.71</b> | +09.26 | Q   |
| 42   | 60      | USA19860624 | STROBEL Luke           | TMR  | 51.745 | 47.07   | 1:58.91 | <b>2:35.71</b> | +09.26 | Q   |
| 45   | 17      | ESP19820930 | GUARDIA PASCUAL Bernat | MAS  | 51.529 | 45.45   | 1:59.29 | <b>2:35.73</b> | +09.28 | Q   |
| 46   | 108     | ESP19810417 | ROJO Cesar             |      | 51.499 | 47.32   | 1:58.86 | <b>2:35.74</b> | +09.29 | Q   |
| 47   | 30      | SWE19880704 | WALLNER Robin          |      | 48.903 | 47.90   | 1:59.49 | <b>2:35.81</b> | +09.36 | Q   |
| 48   | 35      | FRA19900423 | THIRION Rémi           | SRS  | 49.070 | 47.33   | 1:59.20 | <b>2:35.98</b> | +09.53 | Q   |
| 49   | 117     | FRA19880417 | BADOUARD Antoine       |      | 53.876 | 46.34   | 1:59.30 | <b>2:36.17</b> | +09.72 | Q   |
| 50   | 32      | GBR19860325 | DEACON Tom             | 2SF  | 49.520 | 47.39   | 1:58.51 | <b>2:36.34</b> | +09.89 | Q   |
| 51   | 90      | ESP19880928 | SUGRANES MATEU Arnau   |      | 48.986 | 47.59   | 1:59.65 | <b>2:36.46</b> | +10.01 | Q   |
| 52   | 73      | NZL19890605 | SCOLES Matthew         |      | 49.407 | 47.58   | 2:00.35 | <b>2:36.47</b> | +10.02 | Q   |
| 53   | 46      | ITA19860315 | SUDING Lorenzo         | DDH  | 50.922 | 46.65   | 1:59.99 | <b>2:36.51</b> | +10.06 | Q   |
| 54   | 80      | GER19890805 | STRASSER Benny         |      | 49.634 | 48.07   | 2:00.95 | <b>2:36.55</b> | +10.10 | Q   |
| 55   | 36      | GBR19841228 | BRAITHWAITE Thomas     |      | 51.102 | 46.97   | 1:59.54 | <b>2:36.66</b> | +10.21 | Q   |
| 56   | 96      | AUS19910911 | WILLEMSE Rhys °        |      | 49.210 | 47.31   | 2:01.00 | <b>2:36.75</b> | +10.30 | Q   |
| 57   | 41      | FRA19860206 | GEORGES Pierre Charles | SAF  | 51.714 | 46.25   | 1:59.67 | <b>2:36.98</b> | +10.53 | Q   |
| 58   | 100     | ESP19800620 | AGUIN CASTRO Jorge     |      | 50.446 | 47.02   | 2:00.15 | <b>2:37.07</b> | +10.62 | Q   |
| 58   | 105     | GBR19881019 | BRAYTON Adam           | JRR  | 52.628 | 46.97   | 1:59.59 | <b>2:37.07</b> | +10.62 | Q   |
| 60   | 87      | POR19870616 | POMBO Emanuel          |      | 50.712 | 47.35   | 2:00.29 | <b>2:37.08</b> | +10.63 | Q   |
| 61   | 48      | GBR19890215 | CUNNINGHAM Ruaridh     | CRC  | 50.832 | 46.99   | 1:59.71 | <b>2:37.31</b> | +10.86 | Q   |
| 62   | 115     | FRA19880416 | PAULHAN Romain         |      | 50.623 | 46.95   | 2:00.41 | <b>2:37.53</b> | +11.08 | Q   |
| 63   | 156     | GBR19910216 | KERR Bernard °         |      | 46.835 | 48.42   | 2:00.29 | <b>2:37.71</b> | +11.26 | Q   |
| 64   | 83      | NZL19871202 | BENNETT Kieran         | XFI  | 48.006 | 48.12   | 2:01.21 | <b>2:37.73</b> | +11.28 | Q   |
| 65   | 70      | AUT19891002 | SIEDER Georg           | SAF  | 51.591 | 47.07   | 1:59.94 | <b>2:37.99</b> | +11.54 | Q   |
| 66   | 56      | AUT19900121 | TETZLAFF Boris         | SAF  | 50.182 | 46.89   | 2:00.29 | <b>2:38.13</b> | +11.68 | Q   |
| 67   | 171     | FIN19890830 | OLKKONEN Markus        |      | 48.683 | 48.13   | 2:00.78 | <b>2:38.37</b> | +11.92 | Q   |
| 68   | 53      | AUT19871013 | PEKOLL Markus          | SAF  | 49.463 | 48.35   | 2:00.98 | <b>2:38.53</b> | +12.08 | Q   |
| 69   | 98      | CZE19851126 | CHARVAT Matej          |      | 49.322 | 47.18   | 1:59.68 | <b>2:38.59</b> | +12.14 | Q   |
| 70   | 79      | AUS19891125 | BUTTON Joshua          |      | 50.623 | 47.37   | 2:01.05 | <b>2:39.01</b> | +12.56 | Q   |
| 71   | 198     | SWE19911115 | PETERSSON Kim °        |      | 50.683 | 47.32   | 2:01.60 | <b>2:39.05</b> | +12.60 | Q   |
| 72   | 185     | ESP19910930 | GARAY TAMAYO Iago °    |      | 49.350 | 47.42   | 2:02.03 | <b>2:39.16</b> | +12.71 | Q   |
| 73   | 33      | AUS19810531 | RENNIE Nathan          | KMT  | 49.350 | 47.62   | 2:01.59 | <b>2:39.34</b> | +12.89 | Q   |
| 74   | 128     | FRA19880422 | DERONZIER Esteban      | MLG  | 51.346 | 47.09   | 2:00.91 | <b>2:39.44</b> | +12.99 | Q   |
| 75   | 78      | ITA19890813 | BUGNONE Marco          | ABG  | 50.037 | 47.34   | 2:01.30 | <b>2:39.49</b> | +13.04 | Q   |
| 76   | 47      | USA19860525 | BENEDICT Bradley       | DRR  | 46.632 | 47.81   | 2:02.10 | <b>2:39.56</b> | +13.11 | Q   |
| 77   | 69      | FRA19830509 | ORTIZ Nicolas          |      | 49.070 | 48.37   | 2:01.04 | <b>2:39.64</b> | +13.19 | Q   |
| 77   | 102     | USA19860714 | CONDRASHOFF Ryan       | XFI  | 52.564 | 48.32   | 2:02.23 | <b>2:39.64</b> | +13.19 | Q   |
| 79   | 99      | FRA19851018 | REMY Maxime            | SCT  | 49.154 | 47.57   | 2:01.56 | <b>2:39.78</b> | +13.33 | Q   |
| 80   | 177     | GBR19920421 | GANNICOTT Arran °      |      | 49.748 | 47.98   | 2:02.49 | <b>2:39.85</b> | +13.40 | Q   |

° = Junior

DNF = Did Not Finish - DNS = Did Not Start - DSQ = Disqualified - Q = Qualified

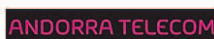
16.05.2009 - 15:14 > 187 competitors

<http://www.uci.ch>

Page 2/5

Finish Judge  
**ZAMARRON Juan Manuel**

UCI President of the Commissaires' panel  
**ARANZABAL José Miguel**





**DOWNHILL 3**  
**Vallnord (AND) - 16.05.2009**

**Results**

**Qualifying Round**

**Men**

| Rank | Race Nr | UCI Code    | NAME / First Name             | Team | Speed  | Split 1 | Split 2 | Finish         | Gap    | Pts |
|------|---------|-------------|-------------------------------|------|--------|---------|---------|----------------|--------|-----|
| 81   | 155     | USA19910412 | AIELLO Kevin °                | GTB  | 51.376 | 47.01   | 1:59.72 | <b>2:39.86</b> | +13.41 |     |
| 82   | 22      | ESP19760604 | OULEGO MORENO Ivan            | MAS  | 51.012 | 46.92   | 1:59.47 | <b>2:40.00</b> | +13.55 |     |
| 83   | 85      | FIN19841218 | BERG Toni                     |      | 51.745 | 47.89   | 2:03.28 | <b>2:40.02</b> | +13.57 |     |
| 84   | 65      | AUS19891203 | RISCHBIETH Will               |      | 48.167 | 48.03   | 2:02.31 | <b>2:40.05</b> | +13.60 |     |
| 85   | 133     | FRA19911104 | BLANCHARD Camille °           | TSB  | 50.653 | 47.77   | 2:02.43 | <b>2:40.10</b> | +13.65 |     |
| 86   | 153     | GBR19910805 | HEATH Harry °                 |      | 47.531 | 48.43   | 2:02.99 | <b>2:40.15</b> | +13.70 |     |
| 87   | 154     | GBR19880512 | THOMAS Richard                |      | 48.683 | 47.81   | 2:02.57 | <b>2:40.23</b> | +13.78 |     |
| 88   | 103     | FRA19850422 | TROQUIER Mathieu              | SAF  | 48.959 | 48.18   | 2:02.44 | <b>2:40.35</b> | +13.90 |     |
| 89   | 143     | FRA19850211 | NICOLE Olivier                |      | 49.266 | 48.07   | 2:02.21 | <b>2:40.46</b> | +14.01 |     |
| 90   | 167     | ESP19890714 | SIMO CERVERA Xavier           |      | 50.066 | 48.00   | 2:02.24 | <b>2:40.64</b> | +14.19 |     |
| 91   | 61      | NZL19910131 | BARRETT Aari °                | STT  | 48.710 | 47.91   | 2:02.42 | <b>2:40.67</b> | +14.22 |     |
| 92   | 91      | NOR19800708 | JOHNSEN Espen                 |      | 48.383 | 47.77   | 2:01.92 | <b>2:40.88</b> | +14.43 |     |
| 92   | 134     | FRA19890829 | GALLEAN Mathieu               | SRS  | 49.379 | 49.62   | 2:03.46 | <b>2:40.88</b> | +14.43 |     |
| 94   | 71      | SWE19781130 | OLUND Herman                  |      | 50.505 | 48.31   | 2:03.78 | <b>2:40.98</b> | +14.53 |     |
| 95   | 131     | FRA19850406 | CHARRIER Rémy                 | SRS  | 47.452 | 49.34   | 2:03.48 | <b>2:40.99</b> | +14.54 |     |
| 96   | 165     | FRA19911020 | THOME Patrick °               | TSB  | 52.089 | 47.56   | 2:03.49 | <b>2:41.08</b> | +14.63 |     |
| 97   | 45      | GER19770808 | KLAUSMANN Marcus              | GHO  | 50.742 | 48.00   | 2:01.85 | <b>2:41.09</b> | +14.64 |     |
| 98   | 120     | AUS19910721 | MURRELL Tamryn °              |      | 50.387 | 48.32   | 2:03.40 | <b>2:41.10</b> | +14.65 |     |
| 99   | 202     | SWE19900809 | KANGAS Alexander              |      | 46.011 | 49.42   | 2:04.70 | <b>2:41.26</b> | +14.81 |     |
| 100  | 93      | SLO19860330 | CESTNIK Jan                   |      | 52.693 | 46.99   | 2:03.69 | <b>2:41.66</b> | +15.21 |     |
| 101  | 19      | USA19871224 | GWIN Aaron                    | YET  | 52.469 | 45.56   | 2:04.64 | <b>2:41.77</b> | +15.32 | Q   |
| 102  | 81      | POR19830322 | LOUREIRO Claudio              |      | -      | -       | -       | <b>2:41.89</b> | +15.44 |     |
| 103  | 97      | POR19890216 | FERREIRA Luis Paulo Vicente   |      | 49.042 | 48.46   | 2:04.73 | <b>2:41.92</b> | +15.47 |     |
| 104  | 168     | BEL19830209 | LENSSSENS Kristof             |      | 47.926 | 49.01   | 2:03.04 | <b>2:41.93</b> | +15.48 |     |
| 105  | 138     | GBR19870620 | STOCK James                   |      | 49.950 | 47.69   | 2:03.46 | <b>2:42.12</b> | +15.67 |     |
| 106  | 84      | ITA19851202 | MILIVINTI Marco               | DDH  | 48.167 | 49.61   | 2:05.19 | <b>2:42.37</b> | +15.92 |     |
| 107  | 116     | GBR19860603 | SMITH Robert                  |      | 49.182 | 47.89   | 2:01.90 | <b>2:42.56</b> | +16.11 |     |
| 107  | 114     | AUT19870908 | SIEDER Mario                  | SAF  | 48.876 | 48.64   | 2:04.68 | <b>2:42.56</b> | +16.11 |     |
| 109  | 199     | FRA19911219 | ARTHUS Florian °              |      | 48.356 | 48.37   | 2:04.23 | <b>2:43.05</b> | +16.60 |     |
| 110  | 77      | SUI19870716 | GSPAN Dominik                 |      | 49.294 | 47.09   | 2:02.11 | <b>2:43.10</b> | +16.65 |     |
| 111  | 152     | FRA19910415 | BENOIT Clément °              | TSB  | 49.720 | 48.78   | 2:05.14 | <b>2:43.19</b> | +16.74 |     |
| 112  | 107     | SWE19880902 | KALLSTROM Erik                |      | 47.953 | 48.49   | 2:04.47 | <b>2:43.49</b> | +17.04 |     |
| 112  | 151     | ESP19910111 | FERNANDEZ GARCIA Marco °      | MSN  | 47.400 | 49.91   | 2:05.60 | <b>2:43.49</b> | +17.04 |     |
| 114  | 130     | GBR19890505 | BOND Alex                     |      | 49.294 | 47.78   | 2:02.03 | <b>2:43.63</b> | +17.18 |     |
| 115  | 164     | ITA19911128 | GAMENARA Andréa °             | ABG  | 46.936 | 49.96   | 2:06.30 | <b>2:43.83</b> | +17.38 |     |
| 116  | 178     | ESP19910509 | GUIJARRO VILLACIEROS Javier ° | XMS  | 48.738 | 49.57   | 2:06.76 | <b>2:43.84</b> | +17.39 |     |
| 117  | 106     | ITA19860519 | GAMBIRASIO Carlo              | SSP  | 49.748 | 48.30   | 2:04.98 | <b>2:44.28</b> | +17.83 |     |
| 118  | 39      | GBR19900212 | DALE Sam                      |      | 46.307 | 48.32   | 2:04.44 | <b>2:44.30</b> | +17.85 |     |
| 119  | 149     | POR19910116 | PARDAL Francisco °            |      | 50.037 | 49.58   | 2:05.31 | <b>2:44.42</b> | +17.97 |     |
| 120  | 58      | GBR19880420 | CATHRO Ben                    |      | 53.147 | 45.99   | 1:55.55 | <b>2:44.58</b> | +18.13 |     |

° = Junior

DNF = Did Not Finish - DNS = Did Not Start - DSQ = Disqualified - Q = Qualified

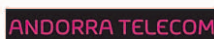
16.05.2009 - 15:14 > 187 competitors

<http://www.uci.ch>

Page 3/5

Finish Judge  
**ZAMARRON Juan Manuel**

UCI President of the Commissaires' panel  
**ARANZABAL José Miguel**





**DOWNHILL 3**  
Vallnord (AND) - 16.05.2009

**Results**

**Qualifying Round**

**Men**

| Rank | Race Nr | UCI Code    | NAME / First Name              | Team | Speed  | Split 1 | Split 2 | Finish         | Gap    | Pts |
|------|---------|-------------|--------------------------------|------|--------|---------|---------|----------------|--------|-----|
| 121  | 126     | ITA19860130 | MICHELIS Davide                | SSP  | 50.328 | 48.49   | 2:05.84 | <b>2:44.71</b> | +18.26 |     |
| 122  | 157     | FRA19910606 | GROIZARD Félix °               | TSB  | 48.546 | 49.24   | 2:06.40 | <b>2:44.72</b> | +18.27 |     |
| 123  | 201     | SUI19870420 | MULLER Sébastien               |      | 46.988 | 49.77   | 2:06.03 | <b>2:44.78</b> | +18.33 |     |
| 124  | 86      | AUT19810330 | HAAS Mathias                   |      | 49.691 | 48.23   | 2:04.76 | <b>2:44.86</b> | +18.41 |     |
| 125  | 92      | FIN19860327 | FÄRM Aki                       |      | 50.832 | 48.29   | 2:03.56 | <b>2:44.90</b> | +18.45 |     |
| 126  | 118     | GBR19830301 | SMITH David                    |      | 48.410 | 48.15   | 2:05.21 | <b>2:44.94</b> | +18.49 |     |
| 127  | 109     | POR19800130 | FIDALGO Marco                  |      | 50.475 | 49.38   | 2:05.84 | <b>2:45.01</b> | +18.56 |     |
| 128  | 150     | GBR19910623 | BREWIN Gareth °                |      | 47.953 | 49.91   | 2:06.11 | <b>2:45.05</b> | +18.60 |     |
| 129  | 88      | SUI19880730 | FREI Martin                    |      | -      | -       | -       | <b>2:45.35</b> | +18.90 |     |
| 130  | 184     | GBR19910530 | MOLLOY Harry °                 |      | 47.688 | 48.76   | 2:05.26 | <b>2:45.36</b> | +18.91 |     |
| 131  | 194     | FRA19920128 | JACQUET Quentin °              |      | 51.407 | 49.41   | 2:06.66 | <b>2:45.40</b> | +18.95 |     |
| 132  | 101     | SVK19870522 | VITKO Matej                    |      | 48.601 | 48.58   | 2:05.56 | <b>2:45.43</b> | +18.98 |     |
| 133  | 140     | FRA19910208 | OZIOL Ivan °                   |      | 49.921 | 48.24   | 2:04.10 | <b>2:45.59</b> | +19.14 |     |
| 134  | 125     | FRA19900706 | COLOMB Yannick                 |      | 47.090 | 50.11   | 2:06.75 | <b>2:45.71</b> | +19.26 |     |
| 135  | 144     | ITA19880412 | SOMVI Elias                    |      | 51.012 | 48.45   | 2:06.99 | <b>2:45.91</b> | +19.46 |     |
| 136  | 124     | GBR19900315 | DAVIES Emyr                    |      | 50.832 | 49.82   | 2:06.38 | <b>2:46.23</b> | +19.78 |     |
| 137  | 192     | FRA19920226 | LORON Adrien °                 |      | 48.601 | 49.87   | 2:07.86 | <b>2:46.27</b> | +19.82 |     |
| 138  | 146     | SWE19900519 | WALLNER Niklas                 |      | 49.266 | 50.26   | 2:07.50 | <b>2:46.40</b> | +19.95 |     |
| 139  | 169     | BEL19910917 | GILLES Bertrand °              |      | 49.691 | 47.71   | 2:08.69 | <b>2:46.41</b> | +19.96 |     |
| 140  | 159     | AND19840519 | BARILARO CAPARROS Albert       |      | 49.042 | 48.49   | 2:07.35 | <b>2:47.00</b> | +20.55 |     |
| 141  | 132     | GBR19890206 | MEARS Scott                    |      | 50.299 | 48.54   | 2:07.65 | <b>2:47.57</b> | +21.12 |     |
| 142  | 66      | NZL19911125 | MACDONALD Brook °              | ANT  | 51.224 | 46.06   | 1:58.60 | <b>2:47.79</b> | +21.34 |     |
| 143  | 127     | ESP19841224 | ALVAREZ SALGUEIRO Daniel       |      | 48.848 | 49.66   | 2:05.94 | <b>2:47.90</b> | +21.45 |     |
| 144  | 123     | FRA19860821 | DELTEIL Loic                   |      | 49.266 | 49.24   | 2:07.29 | <b>2:47.93</b> | +21.48 |     |
| 145  | 67      | SWE19900108 | DERTELL Dennis                 |      | 50.922 | 48.03   | 2:03.41 | <b>2:48.64</b> | +22.19 |     |
| 146  | 174     | CZE19910408 | KIMMEL Erik °                  |      | 47.953 | 49.21   | 2:09.42 | <b>2:49.32</b> | +22.87 |     |
| 147  | 173     | SLO19901024 | VRECEK Kristjan                |      | 48.546 | 50.29   | 2:08.08 | <b>2:49.53</b> | +23.08 |     |
| 148  | 145     | POR19840903 | FERNANDES Pedro Miguel Brandao |      | 50.802 | 49.36   | 2:10.20 | <b>2:49.66</b> | +23.21 |     |
| 149  | 104     | CZE19870823 | CHARVAT Simon                  |      | 49.126 | 49.89   | 2:09.21 | <b>2:49.76</b> | +23.31 |     |
| 150  | 172     | SWE19900420 | HARNSTROM Oskar                |      | 47.662 | 49.61   | 2:10.35 | <b>2:49.79</b> | +23.34 |     |
| 150  | 147     | SUI19900406 | GSPAN Nicolas                  |      | 48.006 | 50.02   | 2:09.22 | <b>2:49.79</b> | +23.34 |     |
| 152  | 180     | FRA19920113 | BOIS Fabien °                  | SCO  | 46.532 | 49.66   | 2:09.53 | <b>2:49.85</b> | +23.40 |     |
| 153  | 163     | BEL19900201 | GORIS Dave                     |      | 49.379 | 50.65   | 2:10.07 | <b>2:50.87</b> | +24.42 |     |
| 154  | 113     | GBR19810204 | CRITCHLOW Daniel               | CRC  | 51.995 | 47.43   | 2:02.89 | <b>2:50.93</b> | +24.48 |     |
| 155  | 187     | FRA19920630 | GEYNET Quentin °               | TSB  | 45.454 | 49.90   | 2:11.35 | <b>2:51.04</b> | +24.59 |     |
| 156  | 110     | AUS19910713 | O'CONNOR Shaun °               | IKP  | 45.695 | 49.56   | 2:09.77 | <b>2:51.39</b> | +24.94 |     |
| 157  | 142     | POR19840124 | RIBEIRO Luis                   |      | 48.437 | 49.67   | 2:12.45 | <b>2:52.28</b> | +25.83 |     |
| 158  | 175     | POR19911227 | SALGUEIRO Leandro °            |      | 47.116 | 51.35   | 2:12.18 | <b>2:52.39</b> | +25.94 |     |
| 159  | 186     | NZL19861127 | LEE Hayden                     |      | 51.499 | 49.49   | 2:11.54 | <b>2:52.58</b> | +26.13 |     |
| 160  | 122     | AUS19910403 | DINHAM Laurie °                | SCT  | 50.416 | 49.40   | 2:12.67 | <b>2:52.63</b> | +26.18 |     |

° = Junior

DNF = Did Not Finish - DNS = Did Not Start - DSQ = Disqualified - Q = Qualified

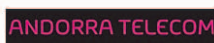
16.05.2009 - 15:14 > 187 competitors

<http://www.uci.ch>

Page 4/5

Finish Judge  
**ZAMARRON Juan Manuel**

UCI President of the Commissaires' panel  
**ARANZABAL José Miguel**





**DOWNHILL 3**  
Vallnord (AND) - 16.05.2009

**Results**

**Qualifying Round**

**Men**

| Rank | Race Nr | UCI Code    | NAME / First Name       | Team | Speed  | Split 1 | Split 2 | Finish         | Gap      | Pts |
|------|---------|-------------|-------------------------|------|--------|---------|---------|----------------|----------|-----|
| 161  | 179     | FRA19920926 | ANDREU Bastien °        | TSB  | 47.064 | 50.82   | 2:12.23 | <b>2:52.68</b> | +26.23   |     |
| 162  | 119     | SVK19840329 | JAVORNIK Jan            |      | 49.154 | 48.92   | 2:11.22 | <b>2:52.92</b> | +26.47   |     |
| 163  | 189     | ITA19911112 | PETRUCCI Francesco °    | ANT  | 47.245 | 50.64   | 2:12.26 | <b>2:53.32</b> | +26.87   |     |
| 164  | 188     | FRA19890403 | LOCQUET Kevin           |      | 50.328 | 49.72   | 2:10.34 | <b>2:54.59</b> | +28.14   |     |
| 165  | 193     | SVK19920717 | LISKA Tomas °           |      | 43.420 | 52.27   | 2:13.50 | <b>2:54.62</b> | +28.17   |     |
| 166  | 161     | AND19840728 | FERREIRA CAMPOS Ricard  |      | 47.245 | 51.24   | 2:10.83 | <b>2:54.97</b> | +28.52   |     |
| 167  | 129     | SLO19880819 | JURCA Zan               |      | 50.211 | 49.71   | 2:17.93 | <b>2:56.46</b> | +30.01   |     |
| 168  | 176     | ESP19910109 | RAVENTOS MARTI Xavier ° |      | 45.938 | 49.99   | 2:06.56 | <b>2:58.83</b> | +32.38   |     |
| 169  | 195     | FRA19850824 | CROCOMBETTE Jerome      |      | 52.310 | 47.13   | 2:04.19 | <b>2:58.95</b> | +32.50   |     |
| 170  | 139     | GBR19870919 | MASON Liam              |      | 46.733 | 50.02   | 2:09.54 | <b>2:59.08</b> | +32.63   |     |
| 171  | 191     | SVK19910201 | JANKIV Michal °         |      | 46.183 | 51.48   | 2:12.09 | <b>2:59.11</b> | +32.66   |     |
| 172  | 182     | CZE19900426 | NOVAK Ondrej            |      | 47.296 | 51.86   | 2:17.72 | <b>3:00.64</b> | +34.19   |     |
| 173  | 160     | RUS19810827 | MALTSEV Sergey          |      | 46.962 | 50.91   | 2:18.99 | <b>3:01.19</b> | +34.74   |     |
| 174  | 197     | GBR19920226 | POWELL Alex °           | 2SF  | 44.817 | 53.05   | 2:20.16 | <b>3:03.66</b> | +37.21   |     |
| 175  | 162     | CAN19910514 | PROCHAZKA Alex °        |      | 46.885 | 50.33   | 2:07.72 | <b>3:05.80</b> | +39.35   |     |
| 176  | 166     | AUS19860919 | SHIELDS Nicholas        |      | 46.060 | 51.86   | 2:19.94 | <b>3:06.08</b> | +39.63   |     |
| 177  | 137     | ESP19780424 | BAGO Jordi              |      | 45.962 | 50.88   | 2:16.33 | <b>3:06.76</b> | +40.31   |     |
| 178  | 200     | RUS19860407 | RUMYANTSEV Anton        |      | 44.981 | 51.87   | 2:24.87 | <b>3:08.44</b> | +41.99   |     |
| 179  | 141     | CZE19911024 | HANAK Martin °          |      | 50.124 | 59.53   | 2:26.13 | <b>3:09.70</b> | +43.25   |     |
| 180  | 181     | RUS19740302 | SAVELYEV Vadim          |      | 36.120 | 1:01.32 | 2:59.01 | <b>4:01.57</b> | +1:35.12 |     |
|      | 111     | GBR19880304 | JONES Ralph             |      | 50.505 | 47.63   | -       | <b>DNF</b>     |          |     |
|      | 18      | GBR19820125 | ATHERTON Dan            | ANC  | -      | -       | -       | <b>DNS</b>     |          |     |
|      | 27      | ESP19840915 | CANALS FLIX Pasqual     | XMS  | -      | -       | -       | <b>DNS</b>     |          |     |
|      | 112     | POR19881011 | VENTURA Renato          |      | -      | -       | -       | <b>DNS</b>     |          |     |
|      | 135     | GBR19780602 | BEAUMONT Scott          | RUK  | -      | -       | -       | <b>DNS</b>     |          |     |
|      | 190     | SWE19890523 | HANSSON Fredrik         |      | -      | -       | -       | <b>DNS</b>     |          |     |
|      | 196     | FRA19920903 | RACAUD Arthur °         | TSB  | -      | -       | -       | <b>DNS</b>     |          |     |

° = Junior

DNF = Did Not Finish - DNS = Did Not Start - DSQ = Disqualified - Q = Qualified

16.05.2009 - 15:14 > 187 competitors

<http://www.uci.ch>

Page 5/5

Finish Judge  
**ZAMARRON Juan Manuel**

UCI President of the Commissaires' panel  
**ARANZABAL José Miguel**

